


Discover the magic world of the Elves

By Anika Vuurzoon / Anika Brandsma




Emile Jones is a normal girl living in a normal world. When she gets her grandmother's medallion she discovers the portal to Elvendale in her grandmother's garden. Elvendale is the magic world of the Elves. In Elvendale Emily meets Azari the fire elf, Farran the earth elf, Aira the wind elf and Naida the water elf. Emily really likes Elvendale but also misses her home. Going back to the human world isn't that easy. To open the portal back to the human world Emily needs four keys that are all hidden in Elvendale. Together with her new Elves friends Emily starts a

search to the four keys. One by one and with help of the magic powers of the elves they are able to get the four keys. With the four keys they can open the portal to the human world and Emily can go home.



The story above is essential for the new LEGO® Elves line which is on the market since March 2015. Currently there are six sets in different sizes (41071, 41072, 41073, 41074, 41075 and 41076). In August two new sets will be released (41077 and 41078). Each set represents a scene of the LEGO Elves story, all eight sets together make up the complete story. Every set is designed with lots of details like flowers, diamonds, bottles and symbols of the four magic powers. The animals and mini figures in the sets have tattoos to give them a magical look. A great feature of these sets is that they have moving parts which makes them very playable. Some examples: The tree in set 41076 opens when pushing at the front. Inside the tree one of the keys is hidden. In set 41072 a map, which shows where the keys are, is hidden in a rock. The map falls out of the rock when moving the branch. In 41075 the bridge connecting the left and right part of the tree house can be transformed to a stair.



Although I really like these moving parts I was wondering why they don't move automatically. This gave me to the idea to add EV3 power to these LEGO sets. I wanted my new LEGO creation to have the same mysterious feeling and good playability as the sets. The result is my Elves treasure chest.




The top and front of the treasure chest can be opened by kids. However they need to build a key first. The shape of each key bit is shown in a picture. Kids have to puzzle how to put the bricks together to get the same shape. When a key bit is finished the key can be put into the lock at the front of the treasure chest which will then open.



Inside the treasure chest the first six LEGO® Elves sets are visible in a nature landscape. And of course some of the parts are moving! Aira will fly to the top of the treasure chest with her flying engine. The boat sails. The tree and the lava flow will open to show the green and orange key. After watching this Elvendale adventure the treasure chest will close again waiting for the next kid with a finished key. The keys that open the treasure chest are a bigger version of the keys in the LEGO sets.



I designed four different keys just like in the Elves story. Each key has a different level of difficulty to build. Therefore kids from all ages can enjoy my Elves treasure chest.



Curious how my Elves treasure chest looks in action?

Watch the YouTube video:
<https://youtu.be/7o-u6NxBFrs>

#