



# Reviews

## Review: 10251 Brick Bank

Set: BRICK BANK

Set number: 10251

Parts: 2380

Contains: 5 minifigs



By Satanspoet

Images by Satanspoet and LEGO® SystemA/S

Our city keeps expanding with the addition of this new set that belongs to the series Modular Buildings de LEGO® Creator Expert.



For the fans of modular LEGO sets, the new 10251 Brick Bank is a very good reason to celebrate. Not only is it a new modular building, but a corner, which we hadn't seen since the 10232 Palace Cinema in 2013.

This time the building is a bank and a small launderette, built with little over 2380 parts and that will add to our existing block of modular buildings. In addition, the set contains 5 minifigs, the director of the bank, a secretary, a cashier, a mother and a child.

The box contains 20 bags numbered 1-4, a tan baseplate and a manual.




The building is 3 levels high. We start with the first level which contains the lobby with an arched entrance, a counter with hidden alarm buttons and safety glass, and a vault with safety deposit boxes and a large round door. next to the bank we will build a small launderette.

We will use the bags numbered 1 and 2. First the pavement around the building is tiled, and then the floor of the bank and the launderette.




Up next is the large vault with safety deposit boxes where a large amount of money will be stored, and the the counter with the safety glass.



The launderette will have a small table, four washing machines and a decorated shop window.




A nice detail on the façade is the decoration over the entrance to the bank, with a microfig and feathered wings as well as the stained glass windows built with 1x1 Trans-Clear and Trans-Clear Green plates, and of course the large columns.



The façade of the launderette sports minifig legs and the door of a washing machine.




Another beautiful detail are the stairs that lead to the second floor.



Next up is the second floor which is built with the bags marked 3.

Right after going up the stairs we come to the office of the secretary that contains a desk, a typewriter, a filing cabinet with drawers that open, a fireplace and a coffee machine.



In this phase we also find the office of the director of the bank, which contains a large desk with a lamp, a big leather chair and a small filing cabinet.



The façade of this floor of the building is white and is made with columns of Brick Round 2x2 [Grill].


Next up is the large clock that will hang from the corner of the building.




Now we need to build the top floor of the building. This is done with the parts in the bags that are numbered with a 4. In this phase we build a large skylight that lights up the inside of the building and a hanging lamp.



Finally, all that is left is finishing is off with a bench, a small tree and a lamp post and the building is ready to be added to the city.



To sum up, this new modular is a great set, full of details both outside and in, it doesn't contain a single sticker, the building process is entertaining and it is a must-have to complete the whole block of buildings.



Acknowledgements: LEGO® SYSTEM A/S for this set.  
#