

# Review: 75055 Imperial Star Destroyer

Set: IMPERIAL STAR DESTROYER

Set number: 75055

Parts: 1324

Contains: 6 minifigs and 1 mouse droid



Text and pictures by Legotron (A. Bellón)


Travelling to the edge of the galaxy in one of the mythical ships from the Star Wars™ sagas.



LEGO® first brought this set to market in 2014 and it was one of the star sets of that year. Nothing short of an Imperial Star Destroyer. This set is a reedition of the 6211 Imperial Star Destroyer from 2006 which represents this mythic space ship in a format that allows you to play with the minifigs from the set in the interior of the ship. Obviously it isn't to scale - it would be impossible to build it at that size.

As I also have the previous set, 6211, the first thing that came to mind were the logical comparisons of which might be better, or more similar to the original. Looking at the pictures on the box I already knew that this new model was closer to the model from the films, especially in the bridge section, and that more attention had been given to detail, trying to cover up the spaces where the different sections of the ship come together.


Building it was quite entertaining. While it is true that there are a large number of Technic and structural elements that are repeated, these are absolutely



necessary for the integrity of the ship. The ship is built in stages which shape the main structure, the panels, the superstructure and the bridge. As construction advanced I started to notice the structure of the ship is considerably smaller than that of its predecessor. It felt strange, since the part count is very similar to that of the 2006 model. The process is very similar as well. First the base is built, then the sides (which make the ship appear larger). At this stage it felt like a lot of emphasis was given to the hook for the stand, but the interior, which is supposed to be the place to play with the minifigs, was left empty.

In the next stage the bridge is built and, after completion, connected to the hull. Next the upper panels are built and despite the fact that these are mobile (they can be opened and closed to gain access to the interior), they fit very well. Finally, it is time to build the superstructure which, curiously is not connected in any way. It is simply placed in the space that is left when you open the top panels, between the bridge and the handle for transporting the ship. It isn't a complicated process, especially when you take into account the size of the ship and I felt I built it quite fast..

Next I built the minifigs. The set comes with 6 minifigs, all of which are new or at least have new printing. Darth Vader comes with a new torso, a new head and printed legs. Up next an imperial officer with a new torso design and a new cap which is much closer to the original from the films. There are also 2 stormtroopers, 1 navy trooper and 1 imperial crew member with new prints. The set also contains a




mouse droid and a microfig that represents a hologram of the Emperor.

The set gave me conflicting feelings. On the one hand the exterior design is much nicer than that of the 2006 set, with a better scaled bridge and with fewer visible gaps. On the other hand, I didn't understand how the set could be so much smaller and have fewer minifigs given there is only a 15 piece difference over 1324. The set comes with 4 minifigs less than the one from 2006, although the selection is very interesting. It contains some functional elements, like the cannons and the "famous" projectile launchers. The idea of a handle that can be extracted to transport the ship is very nice, but I can't help feeling the part might break at any time. However, I believe the set has many shortcomings, and I don't mean in comparison to the 2006 set. The finishing of the top side is poor. Taking into account all the work done to make it look better I believe the area of the engines could have been done







better as it is notably inferior to the rest of the ship. But the biggest failure without a doubt is the interior. Taking into account that this is supposed to be a playset and the design of the ship is oriented towards being able to open the top cover and play in the interior, the interior decoration is very poor. Contrary to other sets of this type there is more than enough space to make rooms, halls, doors, etc.

The interior is practically empty, almost without decoration, there are just a few stickers and control panels. A few rooms or halls with some decoration like in the films could have been included and added to the playability. I believe this is the weakest aspect of the set. Another element I didn't like is the superstructure. As it is not attached to any part of the ship it moves constantly. It is a minor detail, since when you play with the set it is not in place, but could do with a better connection.

To sum up: It is a beautiful looking set with a lot of playability that you can still find in the shops. For those who do not have the previous model, it is the best way to get a large scale iconic ship from the Star Wars saga. However, it has some shortcomings. You could say that all attention has gone to making it look better on the outside and the inside was forgotten. As for the minifigs, all are new or have new printing (at the time



the set came out). It has a lot of playability as the interior is easily accessible and there is a lot of space to play in, but few elements to interact with. Of course you can easily remedy that yourself.

#

Acknowledgements: LEGO® SYSTEM A/S for the set.