



# Reviews

## Review: 4002017 - Nutcracker

Text by *lluisgib*

Images by *lluisgib* and LEGO® System A/S

**Set:** Nutcracker

**Set number:** 4002017

**Parts:** 732

**Recommended price:** NA



2018 is not only the 10th Anniversary of HispaBrick Magazine®, but it is also the 10th Anniversary of an exclusive series of sets: the Christmas gift set for LEGO® employees.

In different ways (trades, gifts, auctions, reviews...) I have managed to get 8 of the 10 existing sets. I am only missing the sets of 2009 and 2010. To celebrate the coincidence of anniversaries, I had the opportunity to build the set from 2017.

The reference number usually coincides with the year in which the set is released. For example, the first set was number 2008. There are two exceptions: 2012 and 2013. The set from 2012 had the reference no. 4000007, and switched from the 4-digit numbering to the one used for special sets starting with 400XXXX. The set from 2013 had the reference no. 4000013, which coincides in its last two numbers with the year of the set's release. Since 2014 the numbering of 400YYYY is used, where YYYY are the four numbers of the year.




### 2008 - 2016

I will give a short description of the different sets from 2008 to 2016, before seeing what the latest set from 2017 is like.

In 2008 the set was a heart made up of 92 pieces, in a polybag. The heart is '3-dimensional' and the size is 9 bricks high, 11 wide and 4 deep. It has some texture made with plates.




Curiously, in 2009 they repeated the same set, but presented in a box instead of a polybag. It is exactly the same design with the same number of pieces.



In 2010, at the height of popularity of LEGO® Games, the Christmas set was 'Happy Holiday – The Christmas Game', a game based on fun reindeer built with pieces for dragging sleds full of gifts



One of the most iconic sets was presented in 2011 – a reproduction of the classic wooden duck made with bricks. The duck has wheels and includes a rope for dragging it.



The following year LEGO® did something risky. LEGO® reissued the 2009 LEGO® Inside Tour set – 'Ole Kirk's House' – as a gift for his employees. Obviously it is, together with the duck, an iconic set, and one many collectors have tried to get because of what it represents. Anyway, although the box is different compared to the LEGO® Inside Tour, there was some anger over the reissue in 2012 of this exclusive design.



The following year, 2013, saw the release of the set 'A LEGO® Christmas Tale'. It is a set consisting of four Christmas scenes which reproduce what happens during Christmas night. It is curious that in this set the 'minifigures' are only heads with the bodies and legs made from coloured minifig head parts without decoration.



Taking advantage of the imminent launch of the LEGO® Ideas 21301 Birds set, in 2014 LEGO® gave away the set 'LEGO® HUB Birds', a collection of five native birds from the five global LEGO® hubs: Great Britain, China, Singapore, Denmark and the United States.



In 2015 LEGO® made a large investment in a wind energy park in an area of the sea north of Germany called Borkum Riffgrund 1. This set reproduces one of the wind turbines, as well as one of the boats/platforms used to assemble the wind turbines.



*"In 2017 we celebrated both the company's 85th birthday and the 40th Anniversary of the launch of LEGO® Technic. We bring these two milestones together in this special model – and add a touch of the festive Nutcracker theme as well. Enjoy!"*

Opening the box, I find the instruction book fastened by a cardboard tray that, again, shows the set at 1:1 scale. Opening the instruction book, there is a more exhaustive explanation of the anniversaries. Although I will not reproduce it entirely, I will transcribe a small part that I found interesting:

Finally in 2016 there was a set that thrilled train fans. Commemorating the 50th Anniversary of the LEGO® trains, the set reproduces six iconic LEGO® trains in microscale size: Motorized Train Set (1966), Wester Train (1976), Monorail Transport System (1987), Metroliner (1991), Emerald Night (2009) and Winter Holiday Train (2016).



*"These two strands of LEGO® history come together in this year's Christmas model. It pays homage to those first LEGO® wooden toys and celebrates the 40th anniversary of LEGO® Technic – while adding a touch of traditional Christmas with its chosen theme."*

## 4002017 - Nutcracker

Every year during the weeks leading up to Christmas, LEGO® offers its customers some promotional gift sets with a minimum purchase. In 2017 it was set 40254 Nutcracker, a traditional decorative element of Christmas in Germany. It is a set of 230 pieces with functionality limited to the opening of the mouth.


When the employee set for 2017 was unveiled it was not a great surprise to see that it was a large nutcracker. Anyway, when I received the set I was surprised at how big it was. It has an approximate height of 50cm. On the front of the box you can see the model at 1:1 scale.

The set commemorates the 85th Anniversary of the company, and the 40th Anniversary of LEGO® Technic, as explained on the back of the box.

After removing the cardboard tray I find the numbered bags to build the 732-piece model. The set is built in five stages.

I will not describe the assembly of the set in detail, since it would be very tedious to explain the amount of liftarms, pins and other technical parts necessary to build the model. Instead, I will describe the main features that have struck me most.

The green base is made with technic panels. On the one hand, it is logical to pay homage to LEGO® Technic. On the other hand it is necessary because it will serve to support the entire Technic structure that will form the nutcracker. To embellish the base, some traditional pieces are used (plates, slopes curved, tiles, etc.). The only printed piece of the set is exclusive. It's a black 2x4 tile with a big '2017' in gold.




Looking at the structure, the boots, the legs and the jacket are built with panels and liftarms. There are some decorative curved slopes, and the belt buckle is a Pearl Gold Minifig Utensil Book Binding with Two Studs. Of course there are two liftarms with the logo of the 40th Anniversary of LEGO® Technic in the back, from which some gold finishing emerges on the back of the jacket.


The articulated part is interesting. The main functionality of the nutcracker is to open the mouth, place a nut inside, and then, when pressing the rear lever, break the shell of the nut. Obviously that functionality is included, but this LEGO® model does even more. When you put a 'nut' inside (a small construction simulating a nut that is put inside the mouth) and press the lever, the nut presses an internal mechanism that raises the eyebrows and bends the articulated arms.



The face is made with beige curved slopes. And the hair is very curious; it is made with technic connectors. The moustache is made with two Spike Flexible 3.5 and the eyebrows with two Bionicle 1x3 tooth with axle hole. The hat is built with four black 75mm motorcycle wheels.



In my opinion, the change in the expression of the face when the eyebrows are raised is very funny. It's a small function with a great result.



The articulated arms are the most 'Creator-style' part of the set, although they are articulated. It is a construction made with plates and curved slopes, and some Hinge plate with Pin hole are used for the articulation. On the shoulders, golden wheels of 30.4mm are used as decoration.

## Conclusión

When you look at the Christmas sets for employees, most of them have a connection to iconic elements or special events of the company. In this case, the nutcracker is a great tribute to the origins of the company and to LEGO® Technic.

When I saw it for the first time I didn't understand the choice of the nutcracker, but after knowing the background of the set, I think it's the most appropriate. The construction is very interesting and eye-catching, due to the combination of LEGO® Technic and traditional LEGO®, and its size and functionality.

Finally there is a sword fixed to the left side of the belt. The use of Black Brick, Round 1x1 90 Degree Elbow makes the hilt of the sword perfect – very beautiful and striking. The blade of the sword is golden, like the rest of the decoration on the model.

It is a pity that these sets can not reach the general public, as they are really worthwhile. In any case, they can still be an inspiration for many AFOLs and it is appreciated that LEGO® puts effort into such a limited edition set.

We thank LEGO® for providing us with the set for review. However, LEGO® does not endorse or support the opinions we publish about their sets.

#