

# Review 75222 - Betrayal at Cloud City

Text by Iluisgib

Images by Iluisgib and LEGO® System A/S

**Set:** Betrayal at Cloud City

**Set number:** 75222

**Parts:** 2812

**Minifigs:** 18

**Recommended price:**

349,99€ / \$349,99



Ever since the first Death Star was released as a playset in 2008 (set 10188), there has been a discussion about whether this type of set should be considered to be UCS (Ultimate Collector Series) or not. Those who are in favour argue that these are sets that can't be considered standard sets due to their size and significance. Those who argue against say that they are not large scale spaceship reproductions and are more playsets than display sets.

It appears that after many years of discussion LEGO® has decided to put an end to this controversy and the new Star Wars playset is branded with a new name: Master Builder Series. I don't understand the "Master Builder" concept well, nor the kind of sets that will get this new name. Anyway, I accept the new definition and look forward to seeing how it evolves.

This particular set reproduces Cloud City (Episode V), a scene that hasn't appeared in a LEGO® set since 2003. It is a set that is loved by some and hated by others. We know that this is inevitable. Anyway, the 2003 set still generates a lot of nostalgia and I believe it was necessary to revisit it now, fifteen years later. And after the failure of the 75098 Assault on Hoth playset, I believe this set will reconcile many playset fans.

## Minifigures

The set includes a total of 18 minifigures and 2 droids. Probably the most sought-after figure in this set is Boba Fett, as it emulates the 2003 minifigure and is completely decorated, including printing on the arms. This new and completely decorated version of Boba Fett has only appeared before in the 75060 Slave I UCS set. The only difference with this figure is the expression on his face.



In any case, there are plenty of other minifigures that merit attention. Lando Calrissian is the administrator of Cloud City and plays an essential role in Episode V, both by his treason and his later attempt to redeem himself after seeing how Darth Vader doesn't fulfill his promise. The figure is not the most detailed one in the set, but is still beautiful. Sometimes less is more. It has a cape that is blue on the outside and gold on the inside. It also has two facial expressions on its double-sided head.



Lobot has only appeared in two previous sets – in the 7119 Twin-Pod Cloud Car from back when Star Wars minifigs still had yellow tones, and in the 9678 Twin-Pod Cloud Car & Bespin, a Star Wars Planet Set with a microscale spaceship. The new figure is almost identical to this latter one and only the facial expression is different: the eyebrows have gone from black to brown and there are some wrinkles under the eyes.



The set contains two versions of Leia. I like the one that has a red dress and a white cape. There is a new piece that allows you to make a skirt without using a slope. With this new piece minifigs are the same height whether they wear trousers or skirts. In addition it allows for decoration on both the front and the back as in the case of this minifigure.



The other Leia comes with the suit she wears upon arrival at Cloud City. The decoration is again excellent and full of details on both the front and the back.



There is an Ugnaught operator in the carbon-freezing room. This minifig has appeared before in set 75137 Carbon-freezing Chamber. But in this set, he has different clothes and a different facial expression. The eyebrows are more clearly marked and the beard is brown instead of greyish.




There are also two Han Solos in this set. One wears blue clothes, reproducing his arrival at Cloud City. Outstanding in the decoration of this minifig is the side of the legs, which show the holster for his weapon.



The other minifig shows Han Solo at the moment he is frozen in carbonite. It is curious to see that one of the expressions on the head of this second figure is the same as the expression you see in the carbonite, so you have a minifig with the exact same expression he had when he was frozen.



There are two Cloud Car pilots. These are new minifigures with printing on the front and back of the torso, and a white helmet with red decoration. There are few references to this character, other than action figures and a few frames in the movie. In any case, I think it is a nice figure and it looks good inside the Twinpod Car.




In this set, Luke is dressed in the same suit in which he fights Darth Vader. Again, the figure is very detailed, on both the torso and the legs. Of course he has a blue lightsaber. Although this is probably a character already available in more versions than any other in the Star Wars universe, this one is also excellent.



Next up are the minifigs we already know from other sets, with minor modifications (or none). These include the figures representing Darth Vader, C3PO, the Cloud City Guards, Chewbacca and the Stormtroopers. I won't enter into much detail on these minifigs since there is little to say about them. In any case, the quality is very good and even though these are well-known figures they are still interesting.




Finally there are the two droids. There is R2-D2, who has already appeared in 41 sets (to some the real protagonist of the saga), and also IG-88, who has appeared in four earlier sets.



## The spaceships

The set contains two spaceships. The Slave I in this case appears at a reduced scale, as it is not one of the main elements of the set. Even so, the shape, colours and finishing are very good. The Boba Fett minifig fits in the cockpit, and Han Solo in carbonite fits in the lower part. There is no access ramp for the cargo hold as there is in the larger scale Slave I set, but there is a space for the carbonite piece.

A big effort has been made to stay faithful to the design of the ship and to give it some kind of functionality, including movement of the wings, a cockpit that opens, and the laser cannons. There is also a clip to attach Boba Fett's weapon while he pilots the ship.



The other spaceship is almost unknown. The Twin-pod cloud car has only ever appeared in 2002, so a new version is very welcome. Just like the Slave I, the size here is somewhat reduced. In this case that affects how the minifigs fit inside the ship. When the minifigs are inside, they cannot move at all, and from the outside you can only see their eyes and helmets.




The second quadrant reproduces Lando Calrissian's chambers. There is a dining room with a table full of food and drinks as well as five chairs. Four of these are standard chairs while the fifth is brick-built and is placed at the head of the table. This room has windows and decoration, including a lamp and a microscale reproduction of Cloud City.



The ship is very well modeled, and has a door in the roof that you can open to put the minifigures inside. The ship is red (not exactly the colour you can see in the movie, which would be lighter), but the orange and dark red details ensure the model is not monotonous.




A door leads to a corridor with a fountain and several doors that lead to other parts of the city. This corridor is also decorated with wall lighting and a painting.




## Cloud City

Cloud City is divided into four parts, each one of which reproduces a scene from Episode V, in much the same way as the Death Star.


The hangar where Boba Fett's Slave I is parked is the simplest quadrant in the set. It is a tan platform with a dark tan rim and a courtesy lights. The Slave I fits perfectly on the platform and there is a small walkway that leads to Lando Calrissian's chambers. You can access these through a sliding door, flanked by two walls and courtesy lights.



One of the doors leads to the waiting room and contains a table and two chairs. There is also a large sculpture in the center, made with trans-clear plates. The room also has a plant, and some stickers provide additional decoration.




Another one of the doors leads to a small room with some pipes. The official description says this is the waste disposal chamber, but I haven't found any elements to substantiate this.




The third door gives access to the Slave I landing platform.

In one corner there is an opening without a door that provides access to the quadrant with the interrogation room.


This quadrant, in contrast to the previous one, consists of a corridor with a room on either side. The interrogation chamber contains a torture chair, a stretcher and a small cell. This is the room where Han Solo is tortured.




On the other side of the corridor there is another waste disposal chamber. This chamber contains the conveyor belt for the waste and a furnace to burn the waste. In the movie, Chewbacca finds C-3PO (or what is left of him) in this chamber.




If you follow the corridor without entering either of these chambers, you arrive at the hangar where the Twin-pod cloud car is parked. The car is a tight fit. As a matter of fact, the front of the car protrudes from the structure.




In this area there is a trap door that opens and allows the minifigs to escape through the bottom of Cloud City, as well as two more doors. One leads to the stairs for the carbon freezing chamber while the other leads to the walkway where Luke and Darth Vader fight.



The final quadrant contains the carbonite freezing room. This element is completely different from the version reproduced in the 75137 Carbon-freezing Chamber set. I must admit that I prefer the newer design, as it includes a mechanism to make Han disappear and have the carbonite piece appear in his place. In addition it reproduces the complete chamber (360°), albeit at a somewhat reduced scale.



Finally, we come to the walkway for the fight between Darth Vader and Luke. At the end of the railing there is a set of sensors and antennas which float on the outside of Cloud City. There is also a railing on either side of the walkway. In order to make it 'float', the walkway is supported by transparent panels, and the base is made from black plates. These plates could also have been transparent to provide even more of a floating effect.



## Conclusion

The set is inspired by the same concept as the Death Stars. It consists of a series of small scenes that take place in the same location, in this case belonging to Episode V. In addition, this scene was much desired by many Star Wars fans as there had been no sets related to Cloud City since 2003.

The set contains an excellent selection of minifigs, all with a high level of quality and printing. Many of the minifigs are new for this set. The two spaceships, although small in size, are very well designed. The Slave I was a little risky since there have been many versions over the years. The Twin-pod cloud car was easier, since it had only ever been reproduced in 2002 in a much more blocky version.

The different chambers in Cloud City have been reproduced in a very clever manner. There is a way to access each of the chambers, either through corridors or through doors. In addition, other elements like windows, sculptures and other details have been recreated without using too many stickers, which is much appreciated.

The distinction between UCS and MBS will help fans understand what to expect from a set. Evidently this set is not UCS, but is a playset. In any case, I believe this set is recommendable and adds important scenes for the development of the saga. In order to instead make a UCS-style Cloud City, the set would have to have been similar to the 10143 Death Star II, which would have resulted in a display set at microscale.

We wish to thank LEGO® for providing this set for review. However, LEGO® neither approves nor endorses our opinions.  
#

