



# Reviews

## Review: 10264 - Corner Garage

text by Delia Balsells

images by Delia Balsells and LEGO® System A/S

**Set:** Corner Garage

**Set number:** 10264

**Parts:** 2569

**Minifigures:** 6

**Recommended price:** 179,99€ / \$199,99



I am Delia Balsells; I'm 38. My relation with LEGO® began the moment I met an AFOL – you might say it all began out of love (for an AFOL, not for LEGO®). I don't remember playing with LEGO® when I was little and I'm pretty sure my parents never

bought me a LEGO® set. Now I like LEGO® because it is a toy that helps children to create anything they can imagine and teaches them how to read instructions for a chosen set.



This Creator Expert set looks quite interesting at first glance because it represents a scene from a real city, a building on a corner with a petrol station and different themes on each floor which is what makes the set attractive.




The set comes with six minifigures: two mechanics (one is a girl), a biker girl, a veterinarian, and a girl and a man (who appear to live on the top floor). I like how each minifig has clothes that clearly show who they are or how they fit into their scene in the set. The mechanics in blue overalls, the girl on the bike with her jacket, the girl with short legs and braid, the doctor with a torso showing a stethoscope, and the man from the flat in casual clothes. No less interesting are the different expressions on the faces of the minifigures. I like that each has its own look and is always connected to the character. The one I like best is the girl. She is very cute with her big braids, girly face and freckles. Finally, I loved the hat with ponytail for the female mechanic.





Building the set goes through six stages:


- 1- The base of the building with some details for the car repair shop, and the minifigures.
- 2- The remainder of the details for the car repair shop as well as the walls that enclose it, together with the large vertical garage door. This includes the minifigure of the biker and her very good-looking blue motorbike.



3- Construction of the petrol station and the tow truck.




4- Construction of the first floor – the veterinary centre – which comes with two minifigures (the vet and a girl). You see the difference between the doctor's office and the waiting room.






5- Construction of the second floor which houses a small apartment with furniture, electrical appliances and decoration.



6- The final step: building the flat roof with a deck chair and some flowers.



For a person like me, who is not a passionate fan of LEGO®, the fact that the set has so many details which are quick to build and look very real is what most appeals to me. In my opinion, the set has a good number of real-life objects which keep you interested in continuing the build, although there are also some tough moments, but more on that later.

Among the details I enjoyed the most are the fish tank, the car lift for changing wheels in the mechanics' shop, the petrol pump, the motorbike, the flexible lamp on the doctor's desk as well as the medical tools, the toilet tank, the TV and the toy in the man's apartment. As I mentioned, I like these details because they are quick builds, and with little effort you get great results that look quite realistic.



However, there are also parts in the construction process that get very tedious. For example the base and the walls of the the building. These are very repetitive and you have to take care not to use the wrong part because the walls interleave in different ways. I did like the windows and doors. I like their design and especially that of the large garage door which is very well built and fun and easy to use.



I also loved the animals that are included in the set (a parrot, a dog, a fish, a frog, and a rabbit). I was especially attracted to the rabbit which is very cute. The parrot has a nice colour combination. The fish tank is located between the doctor's office and the waiting room and is quite ingenious although I would have liked some kind of mechanism to make the fish move.



The various plants and flowers add some colour to the set and bring life into this city building. The tree at the entrance is an interesting build and the result is quite lush.

The lamps near the entry to the garage and next to the main door (the blue one) are original and built with just a few pieces. I like the large window for the petrol station as this allows you to see inside and see all the little details. The sign over the door is curious and very representative of what is inside as it shows a hanging wrench which means 'repairs' wherever you go.





Finally there is the tow truck. Truth be told it is well built and has many details – the doors open, a minifig can sit inside, the rearview mirrors look great with just a few pieces and the wheels and bumpers are robust. The most interesting part is the mechanism that lifts and lowers the crane and is activated by a worm gear.



To sum up, this is not the best set for someone like me, who doesn't really enjoy spending many hours building with LEGO®. It takes quite a long time to finish all the walls and there aren't too many details there. It takes quite a while before you finally get to the good stuff and start building the parts I like.

Something that could be improved (in my opinion) is adding more furniture in the man's flat and some additional details in the waiting room at the vet's clinic. The roof is rather boring with just a deck chair and some flowers. A small porch with a table, some plants and a washing line would give it a bit more life.

#

