

# Sets Second Semester 2019

text by lluisgib

images by lluisgib and LEGO® System A/S

Although we are a little late, since we are in 2020, I think it is worth highlighting some of the sets from the second half of 2019 that have most caught my attention. They are sets that, either because of the novelty or the construction techniques, stand out from the rest.

## 31097 - Townhouse Pet Shop & Café

The CREATOR line has definitely become a complement to CITY in terms of buildings other than police stations or airports. In recent years we have found everything, bakeries, toy shops, homes ... In 2019 we got a beautiful cafe and a pet shop, with homes on top.




As you can see in the following picture, the assembled set is very complete. Apart from the construction itself, there are many decorative elements, for example the coffee cup on the facade, shared drains between the 2 buildings, cornices and even a traffic light!




The pet shop, although small, reproduces a fish tank, the counter, a pedestal with a toucan, a mouse with a piece of cheese and a dog, all in 7x10 studs.




Upstairs is a two-story apartment. Downstairs there is the living room with a sofa and a TV. Upstairs there is the bedroom and a small terrace with a plant.



This building is of a modern design, with shutters that move laterally on both floors, and a pergola with a very interesting construction technique.



The other building, with a more classical design, reproduces a small cafeteria, which barely has a table, a bench, a stool and the cash register. Maybe I miss a coffee machine.



The top floor is a kitchen. We can assume it corresponds to the cafeteria. In this case there are more details, like the cooker with oven, the tap to wash the dishes and a piece of furniture. There is also a door to go out to the balcony.



The pet shop sign is made in a mosaic style, and reminds me of the new LEGO® Dots concept that was recently announced.



The cafeteria has a terrace on the corner between the two buildings. Here we can admire the sign of the cafeteria and a beautiful tree made of pieces.



Finally the facade of the cafeteria, as I said before, is more classic. There are columns, wall lights and a cornice that begins to resemble the level of detail of the modular buildings.



## 60233 - Donut Shop Opening

The opening of the Donut shop is a nice playset that includes several elements that perfectly complement a city, and that moves away from the “services” part (police and firemen leasing, etc...).



The element around which the set revolves is a huge Donut (suspiciously reminiscent of the Simpsons).

A truck transports the Donut to the store that is going to be inaugurated and that offers a lot of sweets, among them the aforementioned Donuts. A truck with an orange trailer is available for this transport.

I have to admit that designers always find new designs for the vehicles, and the front of this truck is no exception. The front is nice and makes good use of new parts like the triangular tiles. The trailer does not have much to offer. It has the crane that can lift the giant Donut and a receptacle to fix it.



Once the Donut is placed on top of the shop, it looks impressive. But although it is the most striking element of the construction, I want to highlight the use of a Technic wheel arch to make the decoration of the shop. It is a very clever use of this piece. There is also an ATM on the side. The design differs from what we have seen so far and is very up to date.



The interior of the shop has everything necessary for the occasion. A display fridge for the sweets, a coffee machine, a poster with the prices and a table with a couple of chairs to sit down to eat.


The lever you see in the photo is used to make the Donut roll out and give more play to the set.



The other store on the set is a toy store. In the past we have seen a LEGO® Store. In this case it's a generic toy store. The design of the building is much simpler than the doughnut shop, but with brighter colors as befits a toy shop. Two big balloons on the roof break the square silhouette of the store.



The interior is quite austere. It has the window with the toys, which I have to say are quite varied. And a cash register. Maybe a little more interior elements (a shelf on the right side, for example), would have helped.



The set also contains three more vehicles. Probably the most beautiful one is the bicycle-car as a "food truck". The bicycle part is new from 2019 and appears in this set and in the Battle pack of carnival figures. The bicycle pulls a cart with muffins, cookies and coffee. Great for when you're walking down the street and you're a little hungry...



A taxi is always interesting because its design allows us to place two figures inside. In this case there is no great innovation in the design of the vehicle but it fulfills its function.



The last vehicle is a mobile TV unit. It is a 6-studded TV6+ van with a supersized American minivan design. Outside, the front grill, the large satellite dish on the roof and the stickers with the name of the TV channel stand out.



Inside there is a complete TV studio to do a live broadcast of the placement of the Donut on the roof of the shop :)



## 60227 - Lunar Space Station

Within the sub-theme Space of CITY 2019, I want to highlight 2 sets that I specially liked. The first one is this beautiful space station. Like the ISS, it is a space station built from modules, to which a ship can be attached and which is powered by solar panels.




You can see that the Space Station is made up of three modules, two of the same size and a slightly larger third one. The three modules are connected to a central distribution frame that also holds the solar panel structure.




Note that the longest module has a hatch, which has 2 functions: docking of a supply ship, and allowing the astronauts to go on a space walk.



The set comes with a small space ship. It only allows one astronaut inside and there is a small supply receptacle. With the rest of the sets in the sub theme, you can complement this functionality.



Each of the three modules has a different function. The longest module has the kitchen, a couple of plants and an area with tools for the repair of the station or the arriving ships. The central module is the astronauts' quarters. It has a horizontal bed, computers to communicate with the central station and a TV for leisure time. The third module is a laboratory where the moonstones are analysed. This module has a luminous brick that illuminates the trans-clear part of the rocks.



This set adds an interesting element to space sets, as I don't remember there being a space station on the CITY theme, and it gives a destination to the large number of rockets and ships we have.

## 60230 - People Pack - Space Research and Development

Normally I wouldn't pay special attention to a People Pack, but in this case it has a novelty compared to other similar sets: Humor




There are a few jokes in this set that are worth mentioning. Perhaps the funniest one is the interview vignette. A journalist and a cameraman are interviewing an astronaut. A fellow astronaut stands behind her with an alien head to scare her off. The face of the astronaut making the joke is priceless...



Training always requires motivation. And what better motivation than a Pizza. This astronaut's trainer puts a pizza in front of the treadmill to see if she can get it...



The centrifuge is one of the most feared by astronauts. After the test some of them vomit...



Finally, it is curious to see how a robot is repaired with a blowtorch in a space development centre. High-tech...



## Conclusions

You know my weakness for CITY sets, as they are my favorite. I know about the constant AFOL complaints against police and firefighter sets. But, luckily, in the second semester we always find nice surprises that make our complaints a little less intense.

The sets we've been analyzing are the reason I haven't left CITY. And I hope they get better and better every year.

Besides, CREATOR perfectly complements our cities with unique buildings, which in a way are already another sub-theme of CITY.

Although it is not the purpose of this review, there is another set that I liked very much, and that I want to build. It is 60203 - Ski Resort. There has been something similar in Friends, but in CITY it is another nice novelty.



We would like to thank LEGO® SYSTEMS A/S for providing the sets for analysis. The views expressed in this article are solely mine.

#